



Sir P. T. Sarvajanik College of Science (Autonomous)

MTB College Campus, Jawaharlal Nehru Marg,

Opp. Chaupati, Athwalines,

Surat-395001,

Gujarat, India.

<https://ptscience.ac.in/> | (0261) 2240028 | office@ptscience.ac.in

STUDENT EXAMINATION HALL TICKET TUTORIAL

Table of Contents

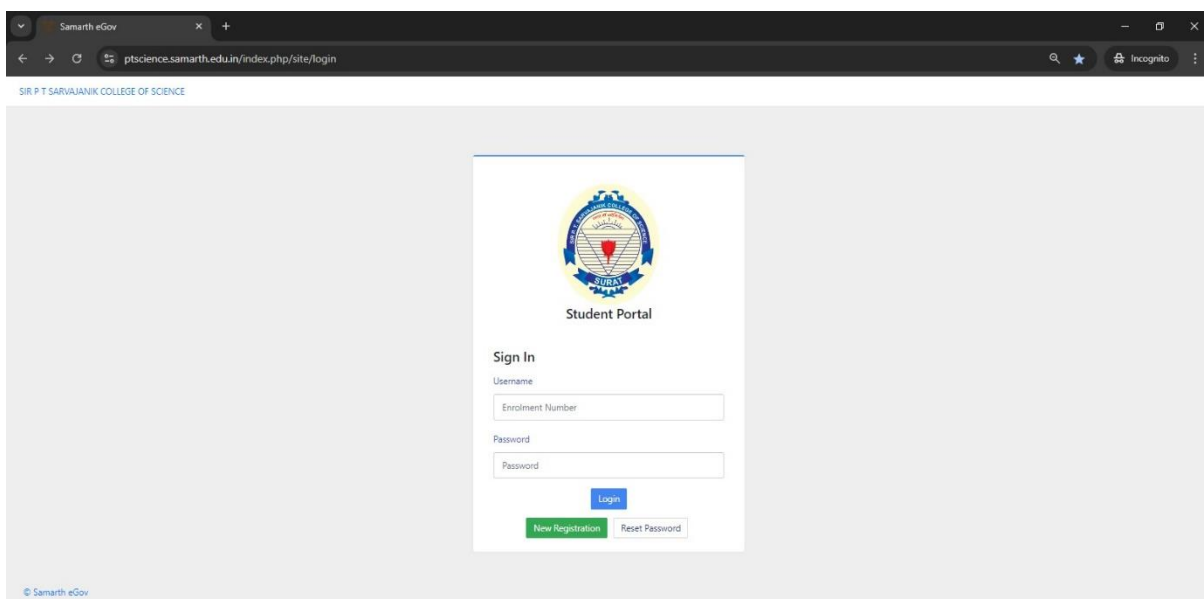
I. Website URL	3
II. How to get examination hall ticket	3
III. Conclusion.....	4

અનુક્રમણિકા

૧. વેબસાઇટ લિંક.....	૫
૨. પરીક્ષા હોલ ટિકિટ કેવી રીતે મેળવવી	૬
૩. નિષ્કર્ષ.....	૭

I. Website URL

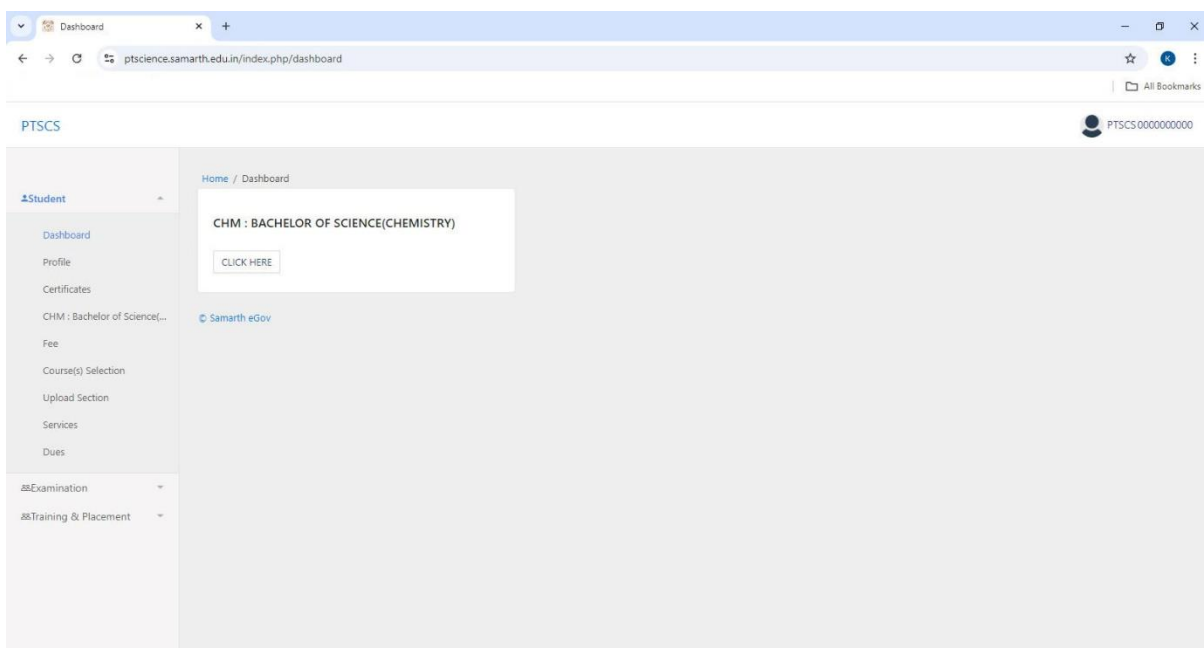
<https://ptsience.samarth.edu.in/index.php/site/login>



Open P.T.Science student portal on samarth use above link.

Enter your enrolment number in username and password after that click login button.

II. How to get examination hall ticket



The screenshot shows a web browser window with the URL `ptsience.samarth.edu.in/index.php/examstudent/hall-admit-card/index?id=61d589e09e5f1b125d5683135a55ba4083046cee423d95cf6d95943fd01c4d64684`. The page title is "PTSCS" and the user is logged in as "PTSCS000000000". The left sidebar menu includes "Examination", "Student", "Registration", "Hall Admit Card", and "Training & Placement". The main content area is titled "Examination Hall Admit Card" and contains a table with the following data:

S.No	Reference Number	Programme	Examination Session / Type	Enrolment Number	Term	Application Status	Action
1	00	CHM : Bachelor of Science(Chemistry)	October/November - 2024	PTSCS0000000000	1 SEMESTER	VERIFIED	View

Click Examination tab on left side menu. Then after click on Hall Admit Card. So, you can show examination hall admit card details.

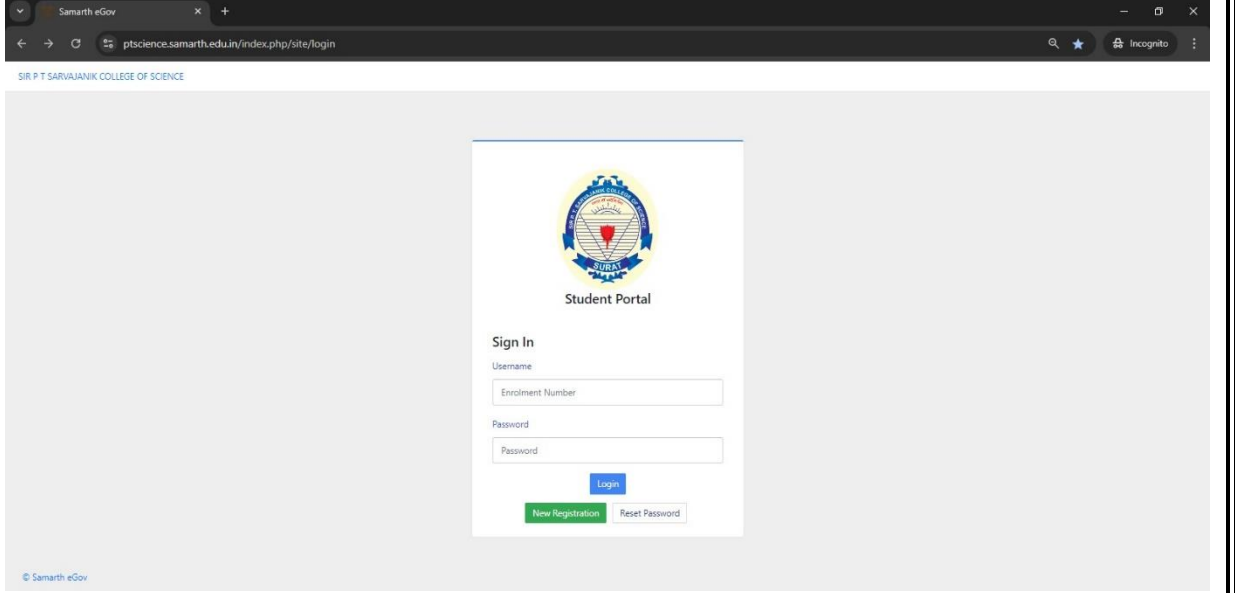
For examination hall ticket print click on view button in action column.

III. Conclusion

Please review your examination hall ticket details and subjects. Any query contact office on 16-october-2024 before 4.00 PM.

૧. વેબસાઇટ લિંક

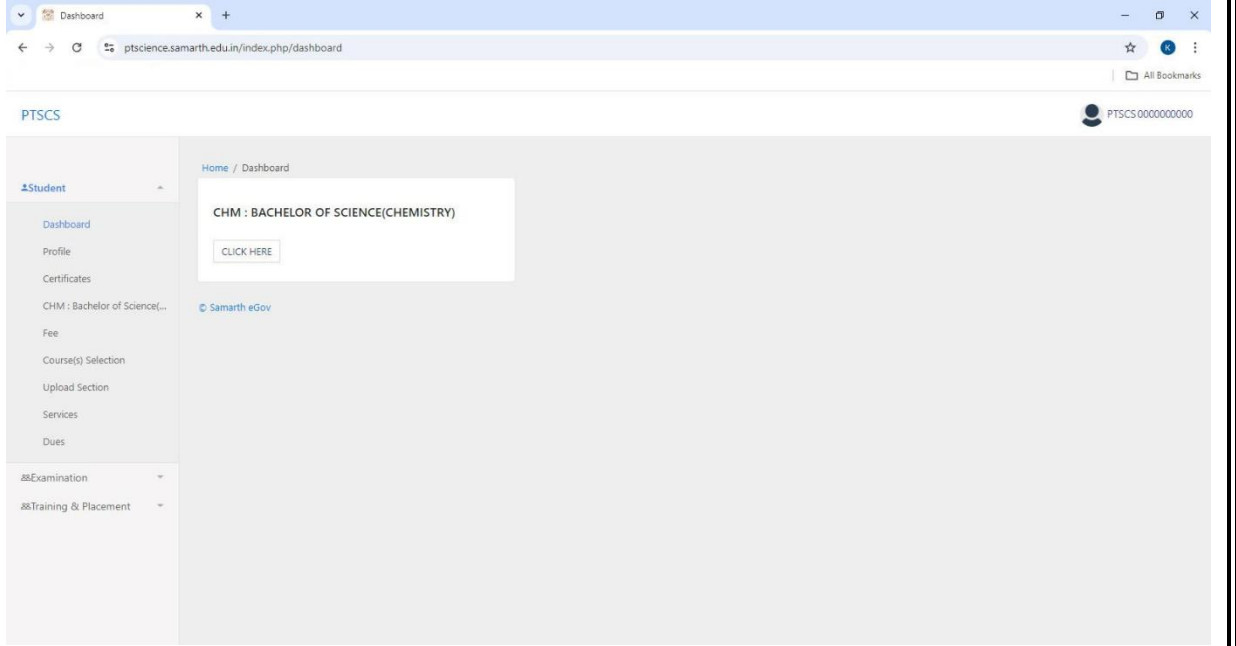
<https://ptscience.samarth.edu.in/index.php/site/login>



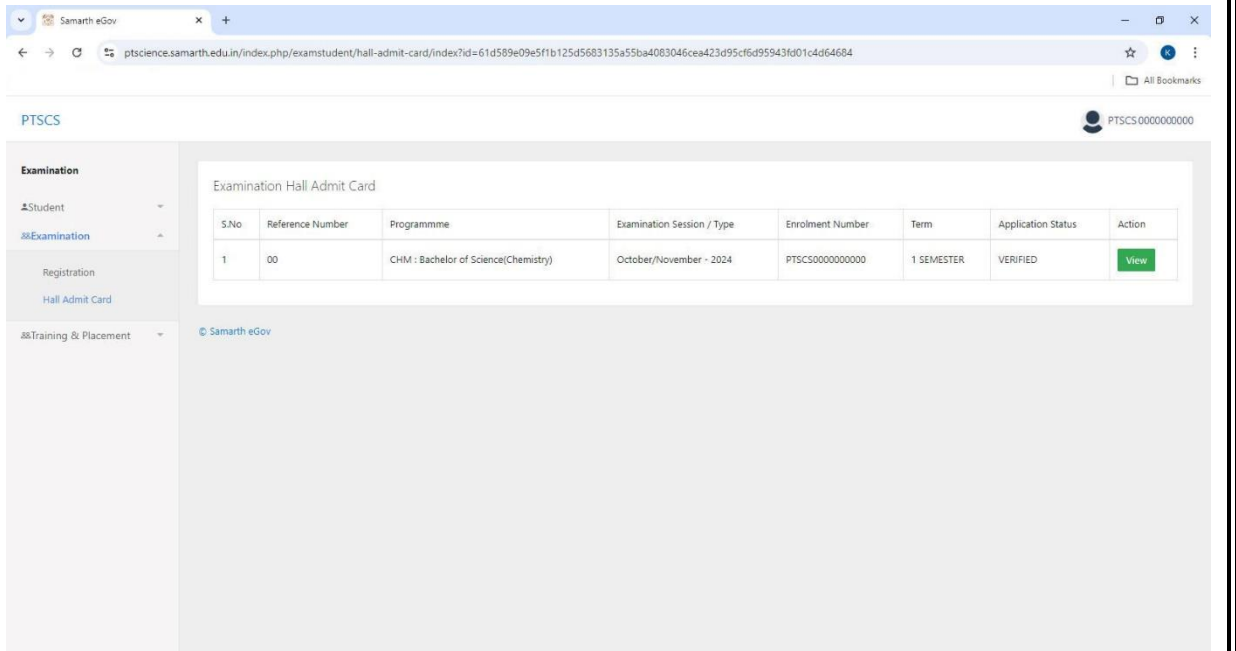
સમર્થ પર પી.ટી.સાયન્સ નું વિદ્યાર્થી પોર્ટલ ખોલાયા માટે ઉપર દર્શાવેલ લિંક નો ઉપયોગ કરવો.

યુઝરનેમ તમારો એનરોલમેન્ટ નંબર અને પાસવર્ડ દાખલ કરો ત્યાર બાદ લોગીન બટન પર ક્લિક કરો.

૨. પરીક્ષા હોલ ટિકિટ કેવી રીતે મેળવવી



The screenshot shows the PTSCS dashboard. On the left, there is a navigation menu with the following items: Student, Dashboard, Profile, Certificates, CHM : Bachelor of Science..., Fee, Course(s) Selection, Upload Section, Services, Dues, Examination, and Training & Placement. The main content area displays "Home / Dashboard" and "CHM : BACHELOR OF SCIENCE(CHEMISTRY)" with a "CLICK HERE" button. The user is logged in as PTSCS0000000000.



The screenshot shows the PTSCS examination hall admit card page. The page title is "Examination Hall Admit Card". Below the title is a table with the following data:

S.No	Reference Number	Programme	Examination Session / Type	Enrolment Number	Term	Application Status	Action
1	00	CHM : Bachelor of Science(CHEMISTRY)	October/November - 2024	PTSCS0000000000	1 SEMESTER	VERIFIED	View

The user is logged in as PTSCS0000000000.

ડાબી બાજુના મેનુ પર પરીક્ષા ટેબ પર ક્લિક કરો. ત્યારબાદ હોલ એડમિટ કાર્ડ પર ક્લિક કરો. તેથી, તમને પરીક્ષા હોલ પ્રવેશ કાર્ડની વિગતો જોવા મળશે.

પરીક્ષા હોલ ટિકિટ પ્રિન્ટ માટે એક્શન કોલમમાં વ્યુ બટન પર ક્લિક કરો.

3. નિષ્કર્ષ

કૃપા કરીને તમારી પરીક્ષા હોલ ટિકિટની વિગતો અને વિષયોની સમીક્ષા કરો. કોઈપણ પ્રશ્નો માટે ૧૬-ઓક્ટોબર-૨૦૨૪ સાંજે ૪.૦૦ વાગ્યા પહેલા ઓફિસનો સંપર્ક કરો.