



Sir P. T. Sarvajani College of Science (Autonomous)

MTB College Campus, Jawaharlal Nehru Marg,

Opp. Chaupati, Athwalines,

Surat-395001,

Gujarat, India.

<https://ptsience.ac.in/> | (0261) 2240028 | office@ptsience.ac.in

STUDENT PORTAL TUTORIAL

Table of Contents

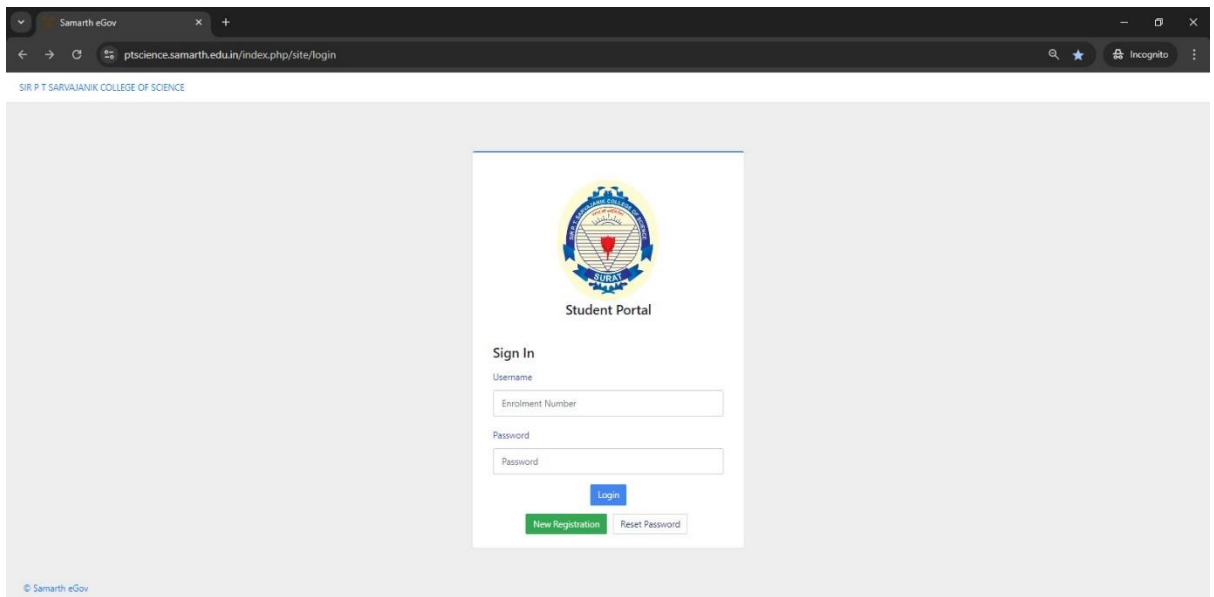
I. Website URL	3
II. New registration	3
III. Reset password	5
IV. Verify the completion of courses and credits	6
V. Conclusion	7

અનુક્રમણિકા

૧. વેબસાઇટ લિંક.....	૮
૨. નવી નોંધણી	૮
૩. પાસવર્ડ રીસેટ કરો.....	૧૦
૪. અભ્યાસક્રમો અને ક્રેડિટ્સની પૂર્ણતા ચકાસો.....	૧૧
૫. નિષ્કર્ષ.....	૧૨

I. Website URL

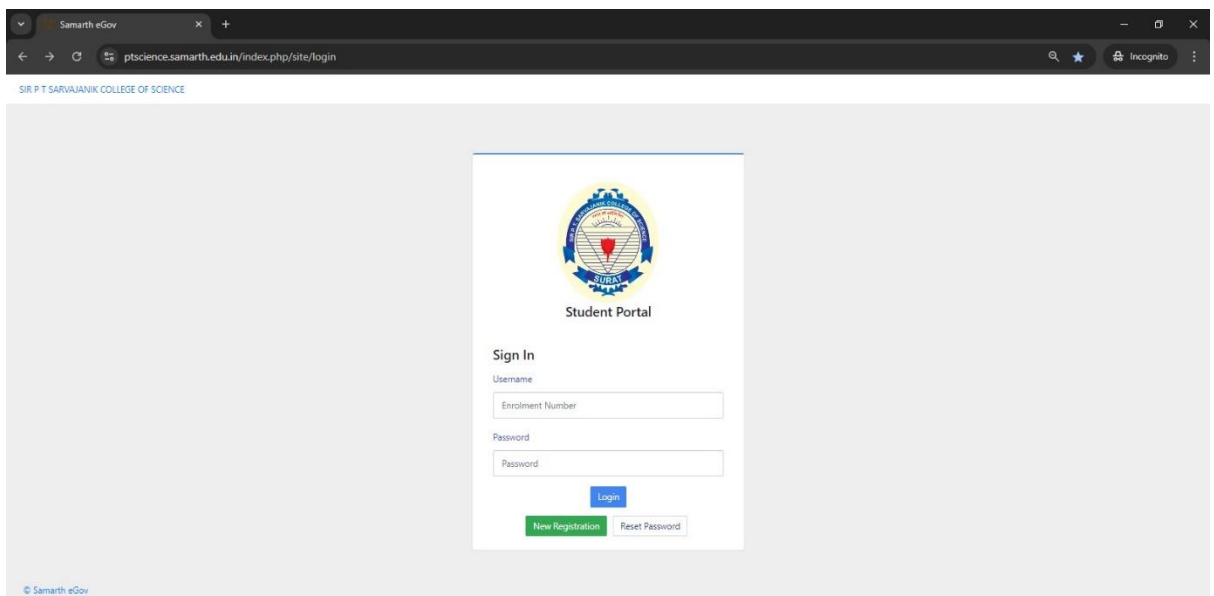
<https://ptsience.samarth.edu.in/index.php/site/login>

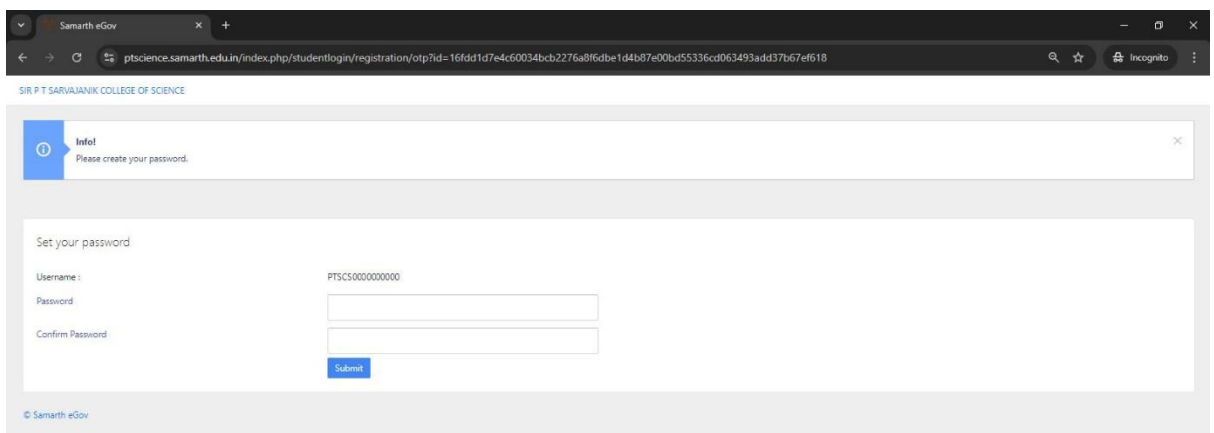
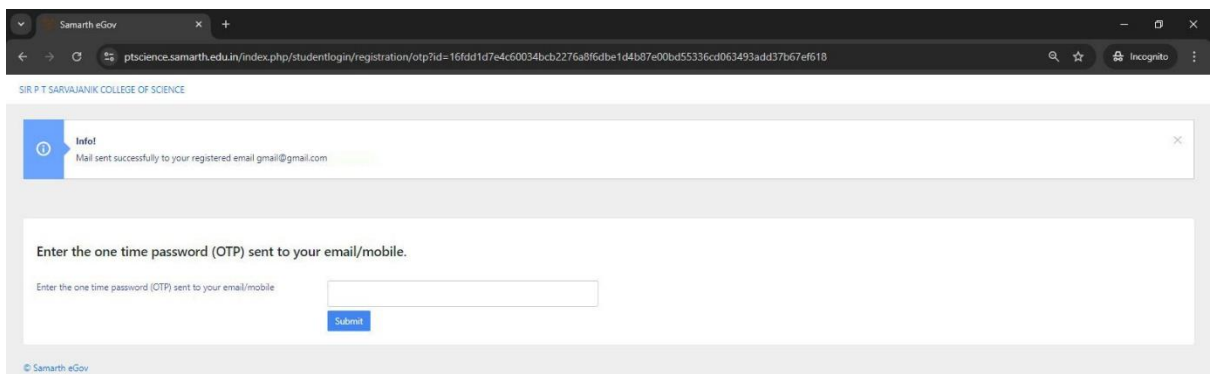
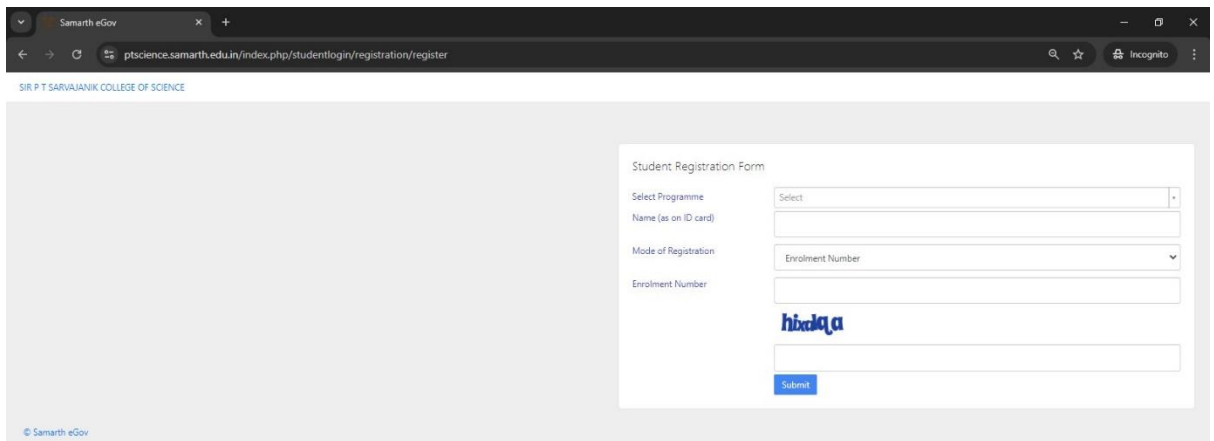


Open P.T.Science student portal on samarth use above link.

II. New registration

<https://ptsience.samarth.edu.in/index.php/studentlogin/registration/register>



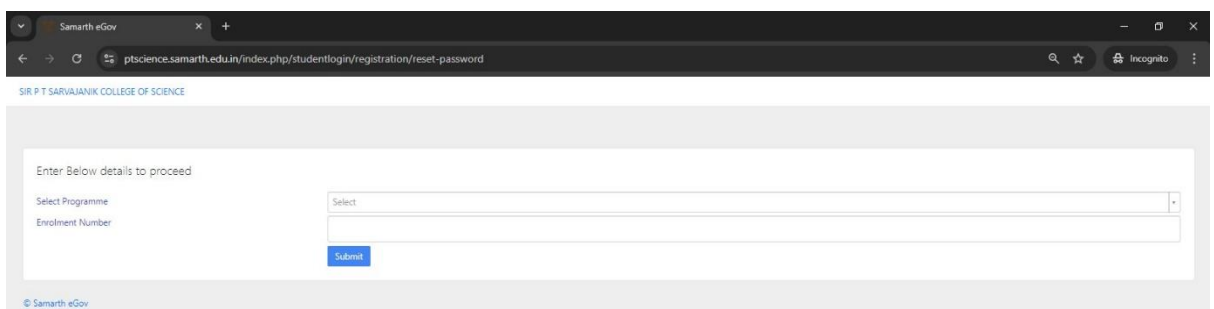
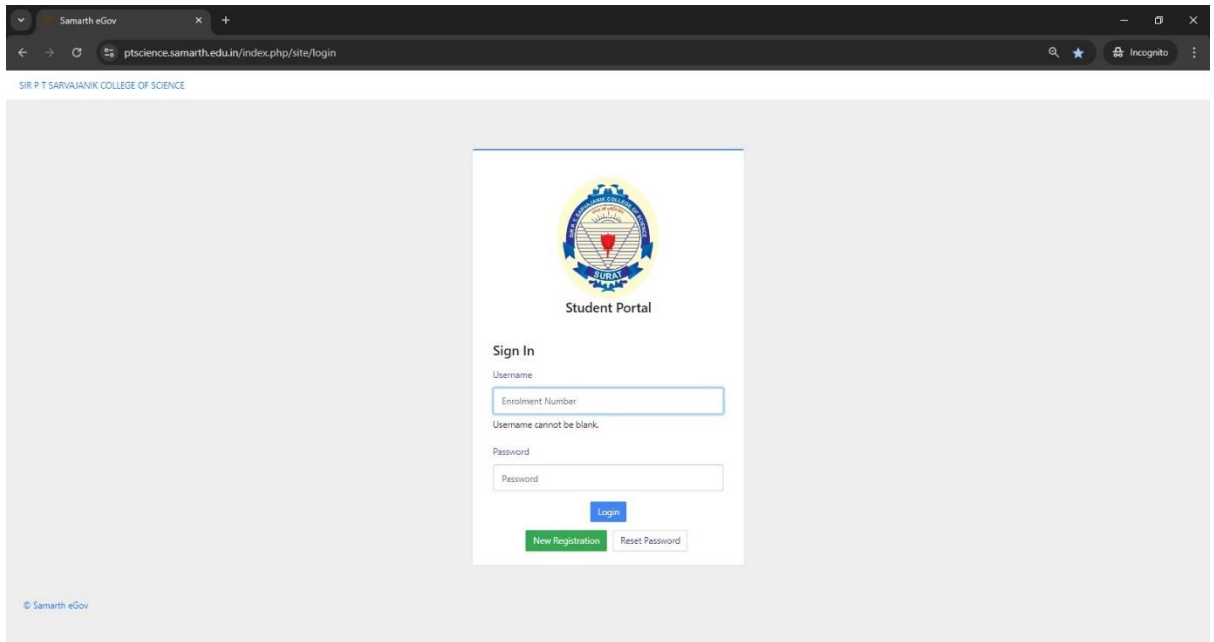


For new student register click on new registration button on student portal login page. Fill all details which show on student registration form page then click on submit button. After that getting OTP on registered email/mobile. Inserted it then click on submit button. After that show set password page. Fill all details which show on page then click on submit button. After that registration completed successfully.

NOTE: Name on student registration form must be as same as when registration on college.

III. Reset password

<https://ptsience.samarth.edu.in/index.php/studentlogin/registration/reset-password>



Click on reset password button on student portal login page. Fill details which see on page then click on submit button for set new password.

IV. Verify the completion of courses and credits

The screenshot shows the login page for the Student Portal. At the top, the browser address bar displays "ptsience.samarth.edu.in/index.php/site/login". The page header includes "SIR P T SARVAJANIK COLLEGE OF SCIENCE". The main content area features the college logo and the text "Student Portal". Below this is a "Sign In" section with two input fields: "Enrollment Number" and "Password". A "Login" button is positioned below the password field. At the bottom of the sign-in area, there are two buttons: "New Registration" and "Reset Password".

The screenshot shows the Student Dashboard. The browser address bar displays "ptsience.samarth.edu.in/index.php/dashboard". The page header includes "PTSCS" and a user profile icon with the ID "PTSC0000000000". A left sidebar menu lists various options: Dashboard, Profile, Certificates, ZOM : Bachelor of Science..., Fee, Course(s) Selection, Upload Section, Services, Dues, Examination, and Training & Placement. The main content area displays "Home / Dashboard" and a box with the text "ZOM : BACHELOR OF SCIENCE(ZOOLOGY)" and a "CLICK HERE" button.

The screenshot shows the Programme page. The browser address bar displays "ptsience.samarth.edu.in/index.php/vidhyarthi/programme/index?prg_id=c7c3c94bbed15a566b3568ac6413b2820c5c7eac8fa9fe14df2a92d2a35e4cd5". The page header includes "PTSCS" and a user profile icon with the ID "PTSC0000000000". A left sidebar menu lists: Student, Programme, Course Selection, and History Course Selection. The main content area displays "Home / Programme" and a table for "ZOM : Bachelor of Science(Zoology)".

Name	Enrollment Number	Organizational unit (Department)	
---	---	108 Department of Zoology	
Level	Examination Roll Number	Delivery Mode	
---	---	Face to face	
Admission (Year-Cycle)	Admission Quota		
---	---		
ABC ID	Eligibility Tag	Admission Granted	Eligibility Tag Remarks
!! Action required click here to link/create your ABC Account			

Below the table is a section titled "My Courses" with a table listing 13 courses:

#	Code	Title	Category	Credits	Term	Cycle
1	ZOOMJ-S1P1-3CR24	NON-CHORDATES	COMPULSORY	3.00	1 SEMESTER	JULY 2024
2	ZOOMJ-S1P2-3CR24	CHORDATES AND ECOLOGY	COMPULSORY	3.00	1 SEMESTER	JULY 2024
3	ZOOMJ-S1P81-1CR24	ZOOLOGY PRACTICAL - I	COMPULSORY	1.00	1 SEMESTER	JULY 2024
4	ZOOMJ-S1P82-1CR24	ZOOLOGY PRACTICAL - II	COMPULSORY	1.00	1 SEMESTER	JULY 2024
5	ENV-S1P1-2CR24	ENVIRONMENTAL STUDIES	ELECTIVE	2.00	1 SEMESTER	JULY 2024
6	AEC-S1P1-2CR24	ENGLISH PROFICIENCY AND LIFE SKILLS - I	COMPULSORY	2.00	1 SEMESTER	JULY 2024
7	PHYMDC-S1P1-2CR24	SPACE SCIENCE - I	ELECTIVE	2.00	1 SEMESTER	JULY 2024
8	PHYMDC-S1P81-1CR24	MDC - PHYSICS PRACTICAL - I	ELECTIVE	1.00	1 SEMESTER	JULY 2024
9	PHYMDC-S1P82-1CR24	MDC - PHYSICS PRACTICAL - II	ELECTIVE	1.00	1 SEMESTER	JULY 2024
10	BOTSEC-S1P1-1CR24	BONSAI TECHNIQUES	ELECTIVE	1.00	1 SEMESTER	JULY 2024
11	BOTSEC-S1P81-1CR24	SEC - BOTANY PRACTICAL	ELECTIVE	1.00	1 SEMESTER	JULY 2024
12	CHEMIN-S1P1-2CR24	CHEMISTRY PAPER - I	COMPULSORY	2.00	1 SEMESTER	JULY 2024
13	CHEMIN-S1P81-2CR24	CHEMISTRY PRACTICAL - I	COMPULSORY	2.00	1 SEMESTER	JULY 2024

Login on student portal on samarth. Show course details on dashboard which you selected on admission time. Click on CLICK HERE button to view more details. E.g. course code, title, category, credits, term, cycle.

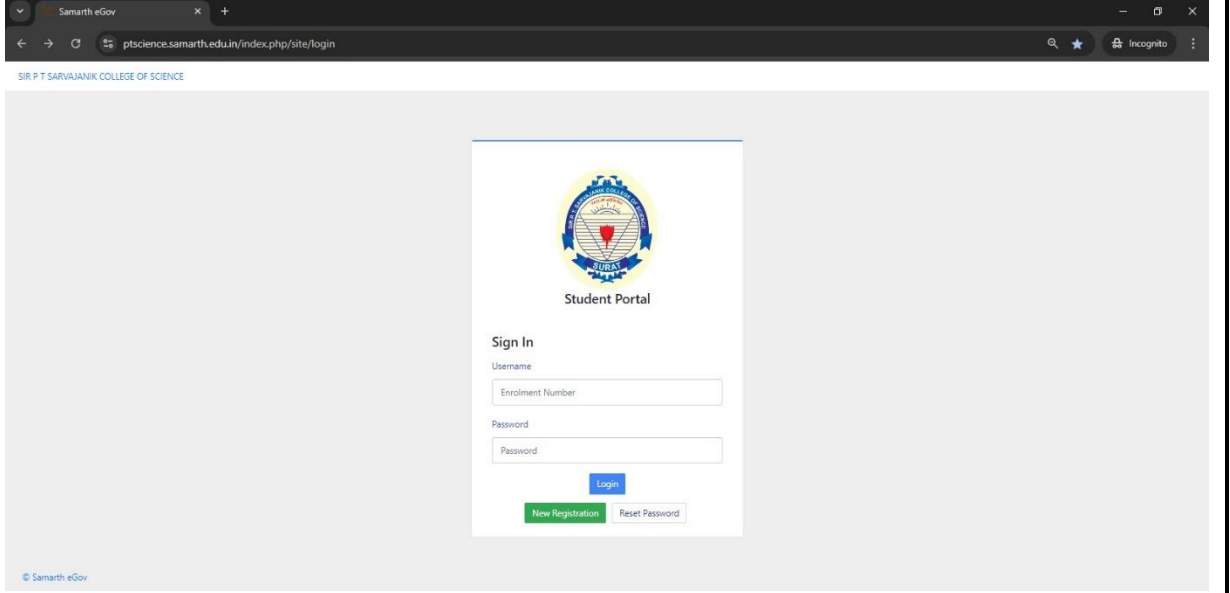
Verify your credits. Total credits must be 22. If not so contact office immediately.

V. Conclusion

Student portal is a systematic collection of student work that represents student activities, accomplishments, and achievements over a specific period of time in one or more areas of the curriculum. I believe that classroom management is very important in order for meaningful learning to happen.

૧. વેબસાઇટ લિંક

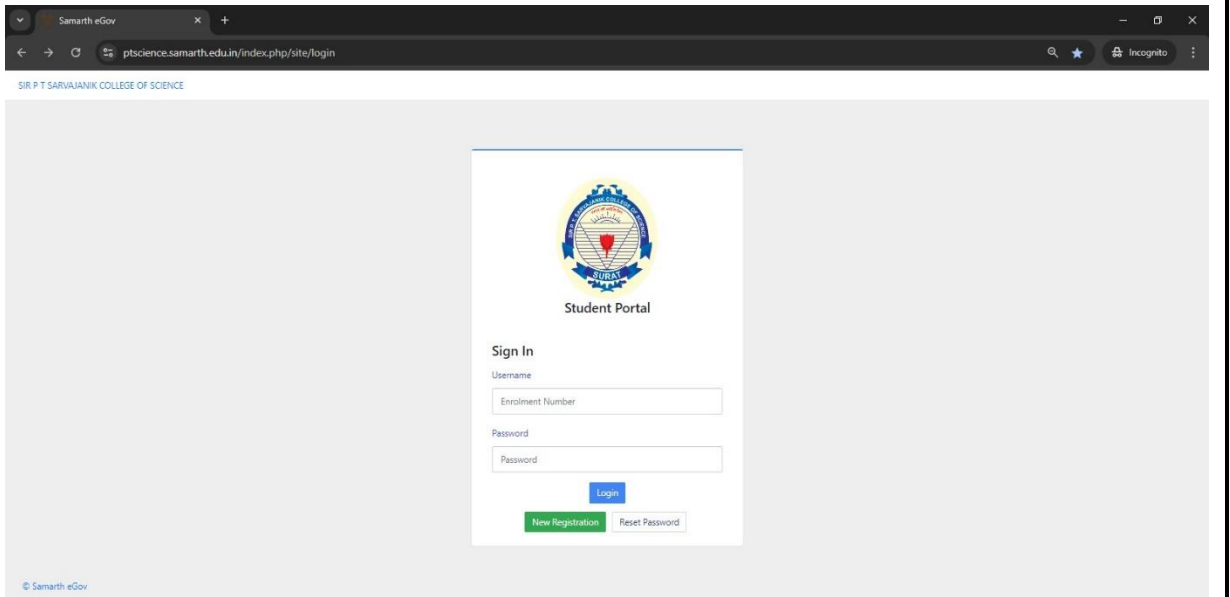
<https://ptscience.samarth.edu.in/index.php/site/login>



સમર્થ પર પી.ટી.સાયન્સ નું વિદ્યાર્થી પોર્ટલ ખોલાયા માટે ઉપર દર્શાવેલ લિંક નો ઉપયોગ કરવો.

૨. નવી નોંધણી

<https://ptscience.samarth.edu.in/index.php/studentlogin/registration/register>



Student Registration Form

Select Programme:

Name (as on ID card):

Mode of Registration:

Enrolment Number:

Submit

Info! Mail sent successfully to your registered email gmail@gmail.com

Enter the one time password (OTP) sent to your email/mobile.

Enter the one time password (OTP) sent to your email/mobile:

Submit

Info! Please create your password.

Set your password

Username: PTSC5000000000

Password:

Confirm Password:

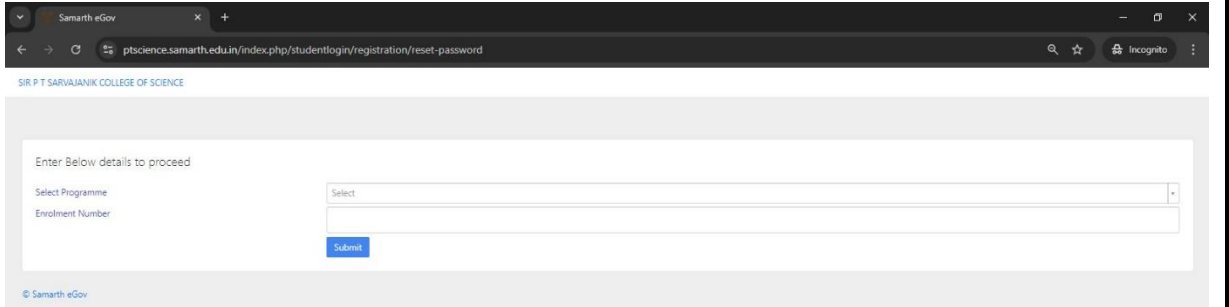
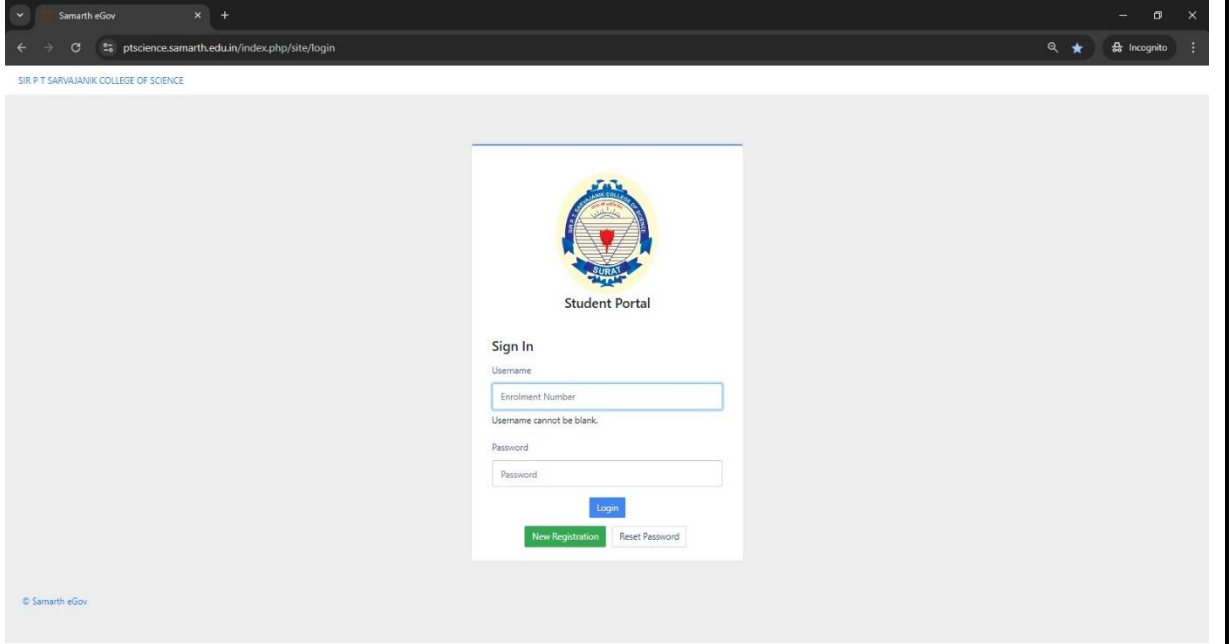
Submit

નવા સ્ટુડન્ટ ના રેજીસ્ટ્રેશન માટે સ્ટુડન્ટ લોગીન પોર્ટલ પર ના ન્યૂ રેજીસ્ટ્રેશન બટન પર ક્લિક કરો. સ્ટુડન્ટ રેજીસ્ટ્રેશન ફોર્મ પરની બધી વિગતો ભરી સબમિટ બટન પર ક્લિક કરો. ત્યાર બાદ રજિસ્ટર ઇમેઇલ અથવા મોબાઇલ નંબર પર ઓટીપી આવશે. આવનાર ઓટીપી લખી સબમિટ બટન પર ક્લિક કર્યા પછી પાસવર્ડ લખી સબમિટ બટન પર ક્લિક કરો. જેથી તમારું રેજીસ્ટ્રેશન પકિયા સંપૂર્ણ થશે.

નોંધ: કોલેજ પર નોંધણી વખતે નામ જેવું જ નામ સ્ટુડન્ટ રેજીસ્ટ્રેશન ફોર્મ પર હોવું જોઈએ.

૩. પાસવર્ડ રીસેટ કરો

<https://ptscience.samarth.edu.in/index.php/studentlogin/registration/reset-password>



સ્ટુડન્ટ પોર્ટલ લોગીન પેજ પર રીસેટ પાસવર્ડ બટન પર ક્લિક કરો. જેથી પાસવર્ડ સેટ કરવાનું પેજ ઓપન થશે. તે પેજ પર બધી વિગતો ભરી પછી નવો પાસવર્ડ સેટ કરવા સબમિટ બટન પર ક્લિક કરો.

૪. અભ્યાસક્રમો અને ક્રેડિટ્સની પૂર્ણતા ચકાસો

ptsience.samarth.edu.in/index.php/site/login

SIR. P. T. SARVAJANIK COLLEGE OF SCIENCE

Student Portal

Sign In

Username
Enrollment Number

Password
Password

Login

New Registration Reset Password

© Samarth eGov

Dashboard

ptsience.samarth.edu.in/index.php/dashboard

PTSCS

PTSC0000000000

Home / Dashboard

ZOM : BACHELOR OF SCIENCE(ZOOLOGY)

CLICK HERE

© Samarth eGov

- Student
 - Dashboard
 - Profile
 - Certificates
 - ZOM : Bachelor of Science...
 - Fee
 - Course(s) Selection
 - Upload Section
 - Services
 - Dues
- Examination
- Training & Placement

ptsience.samarth.edu.in/index.php/vidhyarthi/programme/index?prg_id=c7c3c94bbed15a566b3568ac6413b2820c5cc7eac8fa9fe14df2a92d2a35e4d5

PTSCS

PTSC0000000000

Home / Programme

ZOM: Bachelor of Science(Zoology)

Name	Enrollment Number	Organizational unit (Department)	
---	---	108 Department of Zoology	
Level	Examination Roll Number	Delivery Mode	
---	---	Face to face	
Admission (Year-Cycle)	Admission Quota		
---	---		
ABC ID	Eligibility Tag	Admission Granted	Eligibility Tag Remarks
!! Action required click here to link/create your ABC Account			

My Courses

#	Code	Title	Category	Credits	Term	Cycle
1	ZOOM1-S1P1-3CR24	NON-CHORDATES	COMPULSORY	3.00	1 SEMESTER	JULY 2024
2	ZOOM1-S1P2-3CR24	CHORDATES AND ECOLOGY	COMPULSORY	3.00	1 SEMESTER	JULY 2024
3	ZOOM1-S1P81-1CR24	ZOOLOGY PRACTICAL - I	COMPULSORY	1.00	1 SEMESTER	JULY 2024
4	ZOOM1-S1P82-1CR24	ZOOLOGY PRACTICAL - II	COMPULSORY	1.00	1 SEMESTER	JULY 2024
5	ENV-S1P1-2CR24	ENVIRONMENTAL STUDIES	ELECTIVE	2.00	1 SEMESTER	JULY 2024
6	AEC-S1P1-2CR24	ENGLISH PROFICIENCY AND LIFE SKILLS - I	COMPULSORY	2.00	1 SEMESTER	JULY 2024
7	PHYMDC-S1P1-2CR24	SPACE SCIENCE - I	ELECTIVE	2.00	1 SEMESTER	JULY 2024
8	PHYMDC-S1P81-1CR24	MDC - PHYSICS PRACTICAL - I	ELECTIVE	1.00	1 SEMESTER	JULY 2024
9	PHYMDC-S1P82-1CR24	MDC - PHYSICS PRACTICAL - II	ELECTIVE	1.00	1 SEMESTER	JULY 2024
10	BOTSEC-S1P1-1CR24	BONSAI TECHNIQUES	ELECTIVE	1.00	1 SEMESTER	JULY 2024
11	BOTSEC-S1P81-1CR24	SEC - BOTANY PRACTICAL	ELECTIVE	1.00	1 SEMESTER	JULY 2024
12	CHEMIN-S1P1-2CR24	CHEMISTRY PAPER - I	COMPULSORY	2.00	1 SEMESTER	JULY 2024
13	CHEMIN-S1P81-2CR24	CHEMISTRY PRACTICAL - I	COMPULSORY	2.00	1 SEMESTER	JULY 2024

સમર્થ પર વિદ્યાર્થી પોર્ટલ પર લોગિન કરો. તમે પ્રવેશ સમયે પસંદ કરેલ કોર્સની વિગતો ડેશબોર્ડ પર જોઈ શકો. વધુ વિગતો જોવા માટે CLICK HERE બટન પર ક્લિક કરો. દા.ત. કોર્સ કોડ, ટાઇટલ, કેટેગરી, ક્રેડિટ્સ, ટર્મ, સાયકલ.

તમારી ક્રેડિટ ચકાસો. કુલ ક્રેડિટ ૨૨ હોવી જોઈએ. જો તેમ ન હોય તો તરત જ ઓફિસનો સંપર્ક કરો.

૫. નિષ્કર્ષ

સ્ટુડન્ટ પોર્ટલ એ વિદ્યાર્થીઓના કાર્યનો વ્યવસ્થિત સંગ્રહ છે જે અભ્યાસક્રમના એક અથવા વધુ ક્ષેત્રોમાં ચોક્કસ સમયગાળા દરમિયાન વિદ્યાર્થીઓની પ્રવૃત્તિઓ, સિદ્ધિઓ અને સિદ્ધિઓનું પ્રતિનિધિત્વ કરે છે. હું માનું છું કે અર્થપૂર્ણ શિક્ષણ થાય તે માટે વર્ગખંડ વ્યવસ્થાપન ખૂબ જ મહત્વપૂર્ણ છે.